

A66 Northern Trans-Pennine Project

Scheme 03: Penrith to Temple Sowerby

TR010062

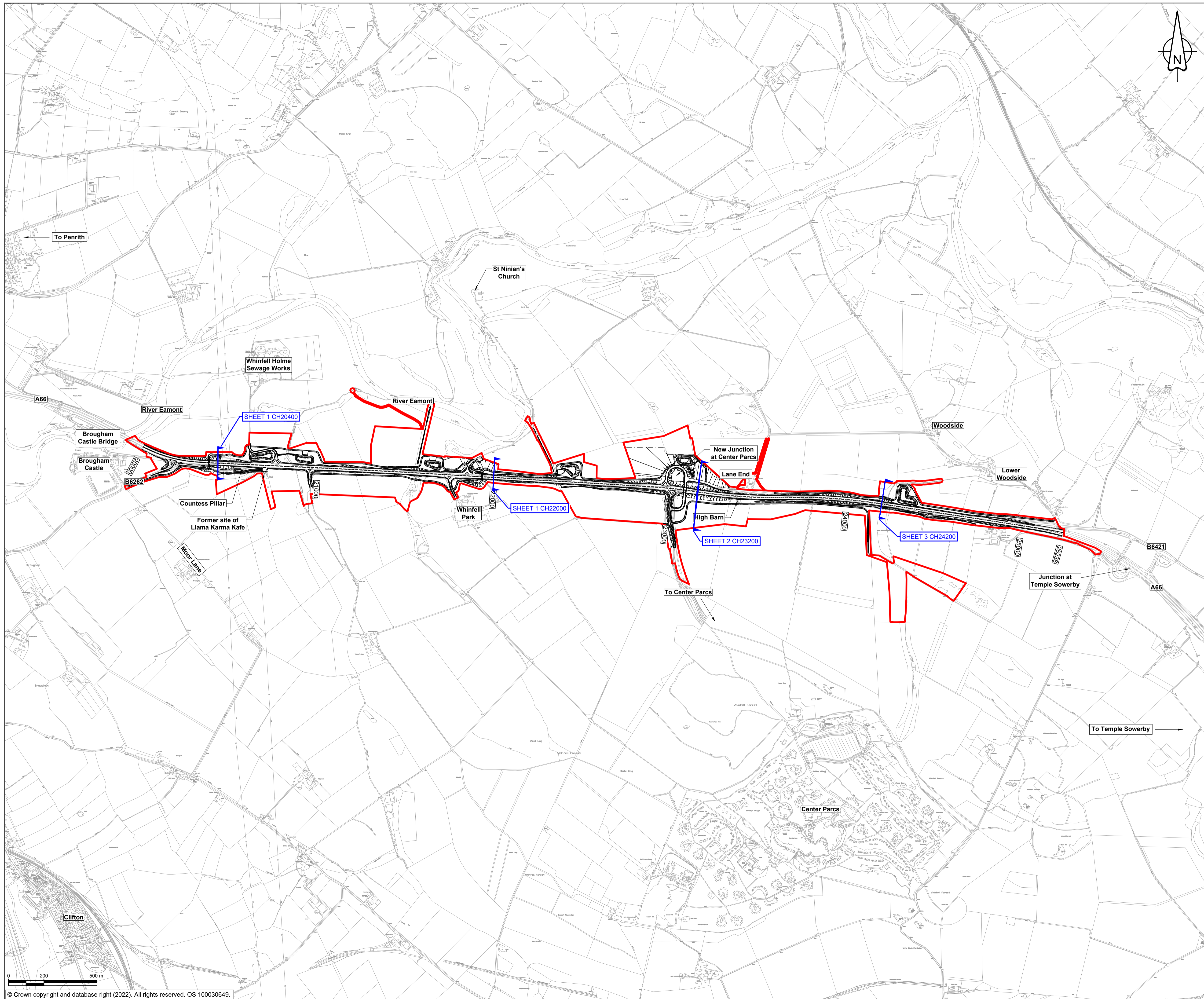
5.18 Engineering Section Drawings (Cross Sections)

APFP Regulations 5(2)(o) and 6(2)

Planning Act 2008

**Infrastructure Planning (Applications: Prescribed Forms and
Procedure) Regulations 2009**

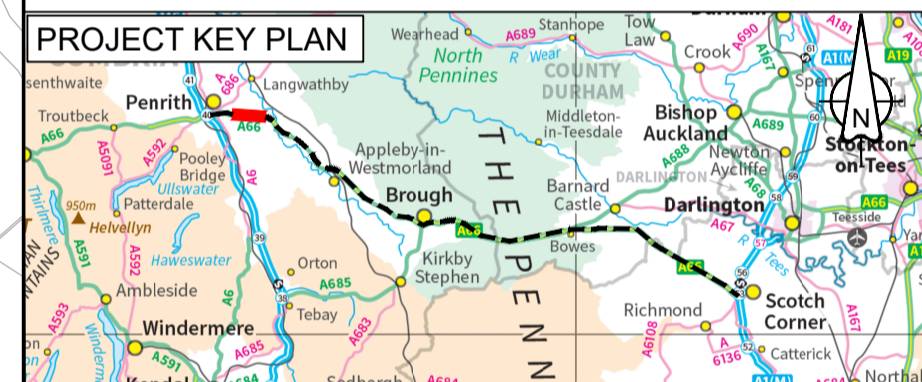
June 2022



NOTES
 1. ALL DIMENSIONS ARE IN METRES UNLESS NOTED OTHERWISE.

KEY

- THE SCHEME (SHOWN FOR ILLUSTRATIVE PURPOSES ONLY)
- ORDER LIMITS
- CHAINAGE (MEASURED DISTANCE ALONG THE SCHEME LENGTH)
- SECTION MARKER WITH SHEET AND CHAINAGE REFERENCE



C01	For DCO Submission				
	ESWA	FBLA	ASCR	DKID	SBAG
	06/05/22	06/05/22	06/05/22	09/05/22	10/05/22
Revision	Revision details				
	Created	Checked	Reviewed	Approved	Authorised
	dd/mm/yy	dd/mm/yy	dd/mm/yy	dd/mm/yy	dd/mm/yy

Purpose
 DCO APPLICATION

PINS Reference Number
 TR010062/APP/5.18

Client
 3 Piccadilly Place
 Manchester
 M1 3BN



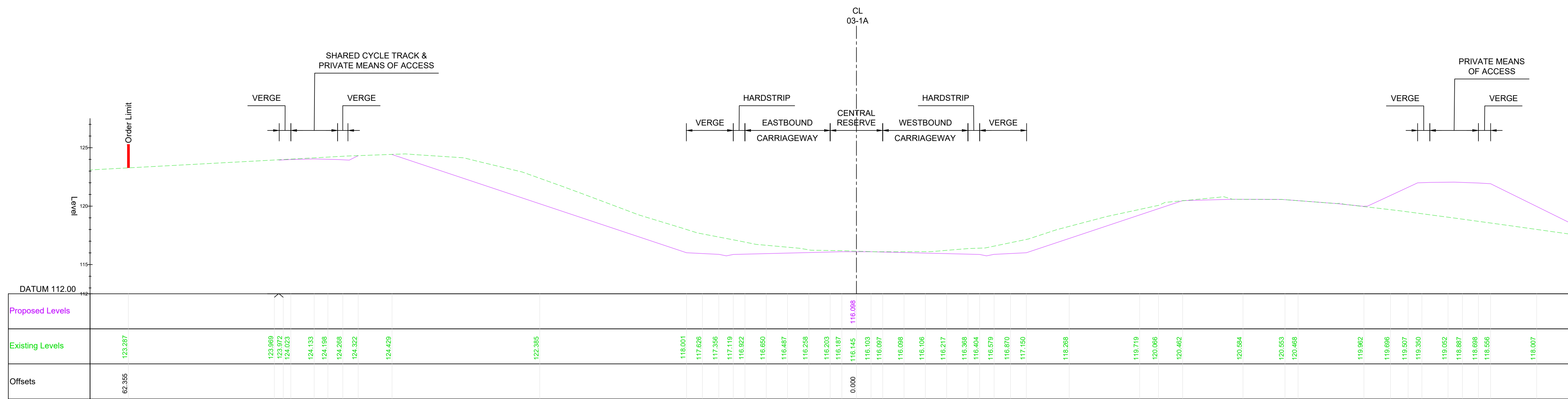
Project Name / Scheme Name
**A66 Northern Trans-Pennine Project
 Scheme 03
 Penrith to Temple Sowerby**

Drawing Title
**Engineering Section Drawings
 (Cross Sections)
 Regulation 5(2)(o) & 6(2)
 Key Plan**

Project Ref. No.	Stage	Scale	@ A1
---	PCF3	1:10000	
		Dimensions	M

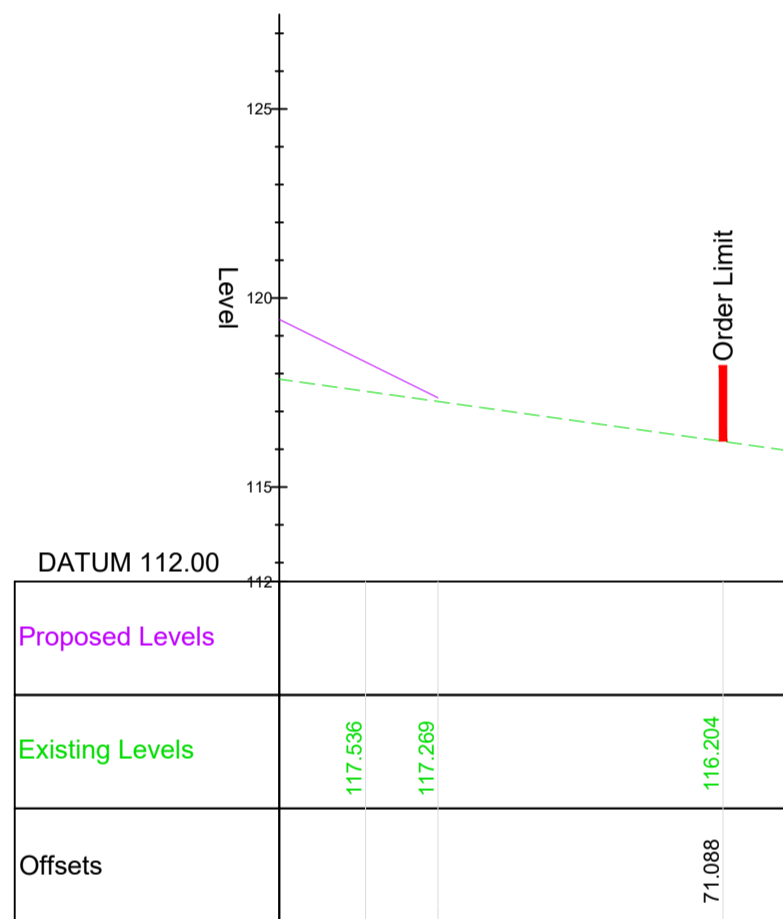
Drawing Number	Project	Originator	Volume
HE565627	- AMY	- HAC	-
S03	-DR-CH-	201100	
Location	Type	Role	Number

Suitability	Suitability Description	Revision
A	Approved for Stage Complete	C01



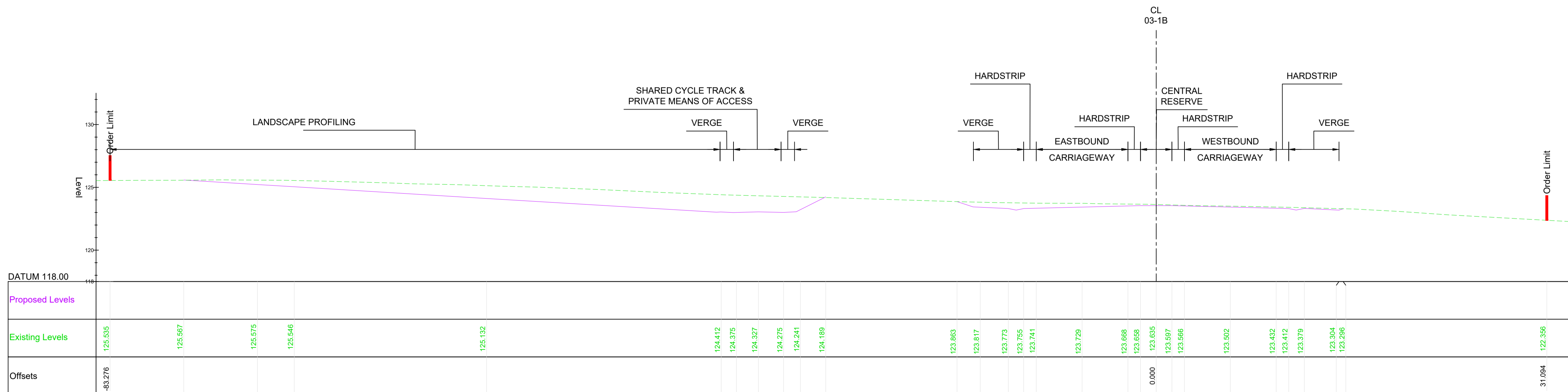
TYPICAL SECTION - CH 20400 WORK NO. 03-1A

Scale 1:200



TYPICAL SECTION - CH 20400 (CONT.) WORK NO. 03-1A

Scale 1:200



TYPICAL SECTION - CH 22000 WORK NO. 03-1B

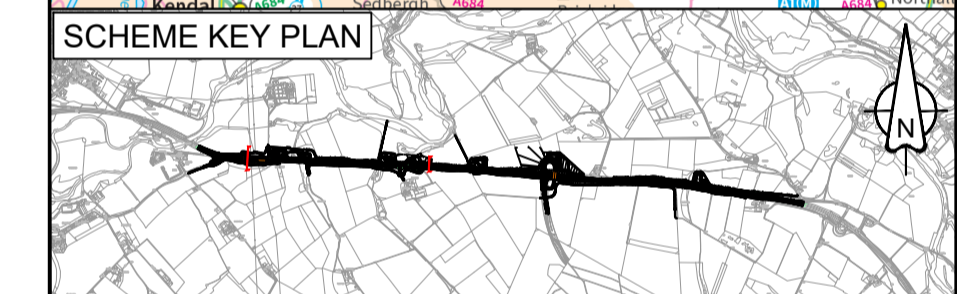
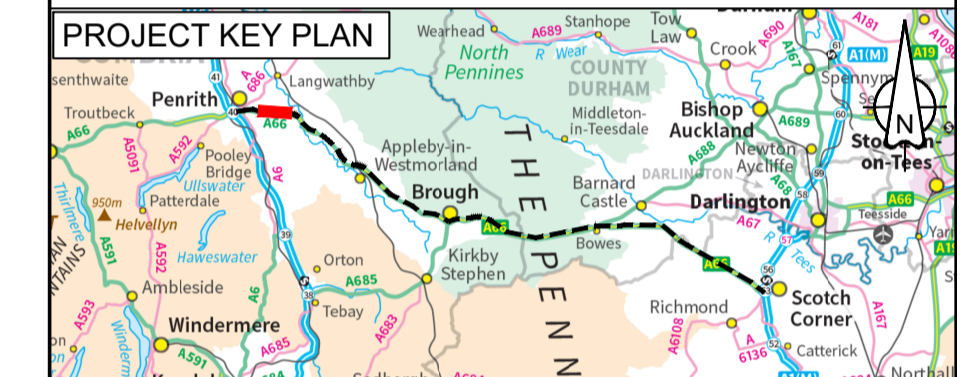
Scale 1:200

NOTES

- ALL DIMENSIONS ARE IN METRES UNLESS NOTED OTHERWISE.
- THESE ENGINEERING SECTION DRAWINGS SHOULD BE READ IN CONJUNCTION WITH THE KEY PLAN AND ALONGSIDE OTHER PLANS AND DOCUMENTS IN THE DEVELOPMENT CONSENT ORDER APPLICATION, IN PARTICULAR, THE WORKS PLANS AND SCHEDULE 1 (AUTHORISED DEVELOPMENT) TO THE DEVELOPMENT CONSENT ORDER.
- FOR CHAINAGE PLEASE REFER TO THE ENGINEERING SECTION DRAWINGS (PLAN AND PROFILES).
- WORK NO. REFERENCES ARE DETAILED IN THE SCHEDULE 1 (AUTHORISED DEVELOPMENT) TO THE DEVELOPMENT CONSENT ORDER.
- THE DESIGN SHOWN ON THESE ENGINEERING SECTION DRAWINGS IS ILLUSTRATIVE AND WILL BE SUBJECT TO THE DETAILED DESIGN DEVELOPMENT. ANY CHANGES WILL BE LIMITED TO BEING WITHIN THE ORDER LIMITS AND ANY OTHER CONSTRAINTS INCLUDED IN THE DEVELOPMENT CONSENT ORDER.

KEY

- PROPOSED LEVEL
- EXISTING LEVEL
- ORDER LIMITS



For DCO Submission				
ESWA	FBLA	ASCR	DKID	SBAG
06/05/22	06/05/22	09/05/22	09/05/22	10/05/22

Revision details				
Created	Checked	Reviewed	Approved	Authorised
dd/mm/yy	dd/mm/yy	dd/mm/yy	dd/mm/yy	dd/mm/yy

Purpose	DCO APPLICATION
PINS Reference Number	TR010062/APP/5.18

Client	3 Piccadilly Place Manchester M1 3BN	
--------	--	--


Project Name / Scheme Name
**A66 Northern Trans-Pennine Project
 Scheme 03
 Penrith to Temple Sowerby**

Drawing Title
**Engineering Section Drawings
 (Cross Sections)
 Regulation 5(2)(o) & 6(2)
 Sheet 1 of 3**

Project Ref. No.	Stage	Scale :	@ A1
---	PCF3	1:200	
		Dimensions :	M

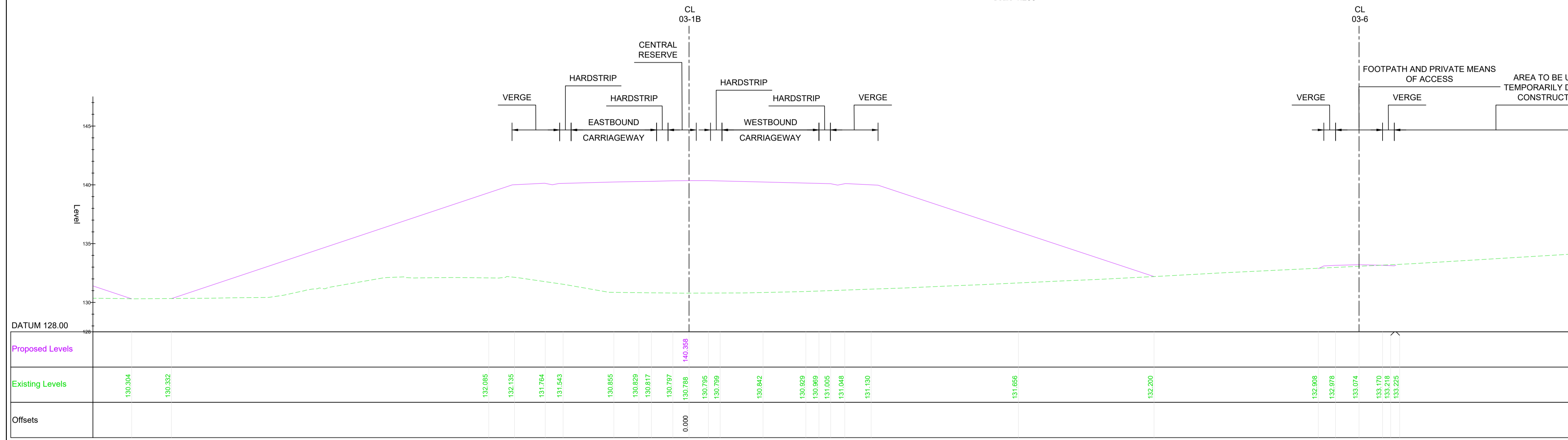
Drawing Number	Project	Originator	Volume
HE565627	- AMY	- HAC	-
S03	-DR-CH-	201101	
Location	Type	Role	Number

Suitability	Suitability Description	Revision
A	Approved for Stage Complete	C01




TYPICAL SECTION - CH. 23200 WORK NOS. 03-1B, 03-5, 03-7B AND 03-6

Scale 1:200



TYPICAL SECTION - CH. 23200 (CONT.) WORK NOS. 03-1B, 03-5, 03-7B AND 03-6

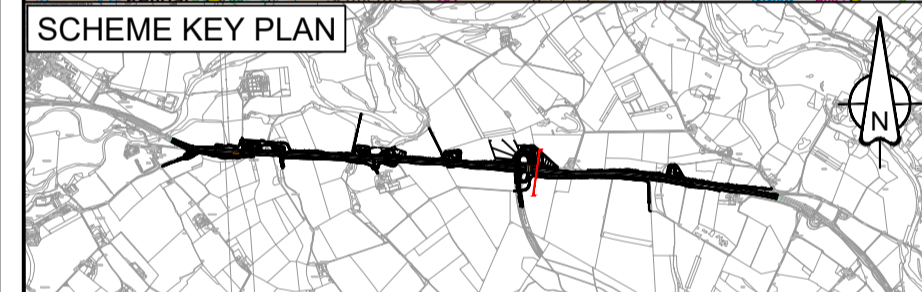
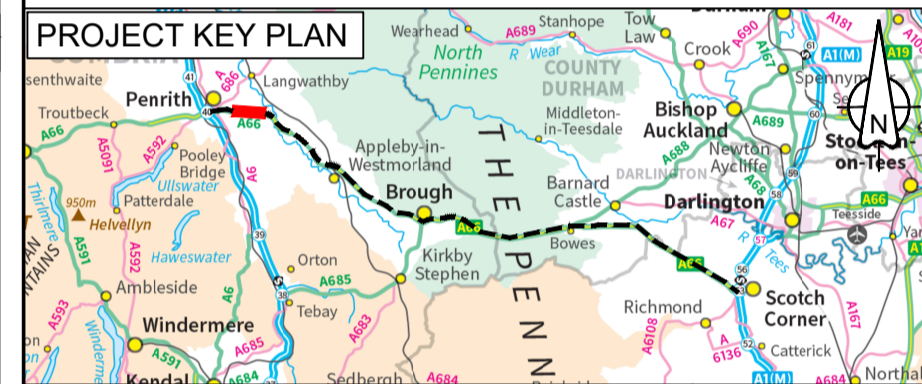
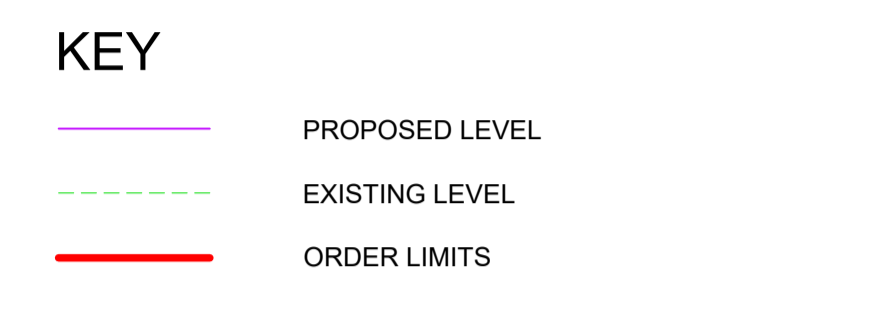
Scale 1:200



TYPICAL SECTION - CH. 23200 (CONT.) WORK NOS. 03-1B, 03-5, 03-7B AND 03-6

Scale 1:200

- NOTES**
- ALL DIMENSIONS ARE IN METRES UNLESS NOTED OTHERWISE.
 - THESE ENGINEERING SECTION DRAWINGS SHOULD BE READ IN CONJUNCTION WITH THE KEY PLAN AND ALONGSIDE OTHER PLANS AND DOCUMENTS IN THE DEVELOPMENT CONSENT ORDER APPLICATION, IN PARTICULAR, THE WORKS PLANS AND SCHEDULE 1 (AUTHORISED DEVELOPMENT) TO THE DEVELOPMENT CONSENT ORDER.
 - FOR CHAINAGE PLEASE REFER TO THE ENGINEERING SECTION DRAWINGS (PLAN AND PROFILES).
 - WORK No. REFERENCES ARE DETAILED IN THE SCHEDULE 1 (AUTHORISED DEVELOPMENT) TO THE DEVELOPMENT CONSENT ORDER.
 - THE DESIGN SHOWN ON THESE ENGINEERING SECTION DRAWINGS IS ILLUSTRATIVE AND WILL BE SUBJECT TO THE DETAILED DESIGN DEVELOPMENT. ANY CHANGES WILL BE LIMITED TO BEING WITHIN THE ORDER LIMITS AND ANY OTHER CONSTRAINTS INCLUDED IN THE DEVELOPMENT CONSENT ORDER.



For DCO Submission					
C01	ESWA	FBLA	ASCR	DKID	SBAG
	06/05/22	06/05/22	09/05/22	09/05/22	10/05/22
Revision details					
Revision	Created	Checked	Reviewed	Approved	Authorised
	dd/mm/yy	dd/mm/yy	dd/mm/yy	dd/mm/yy	dd/mm/yy

Purpose: DCO APPLICATION

PINS Reference Number: TR010062/APP/5.18

Client: 3 Piccadilly Place, Manchester, M1 3BN

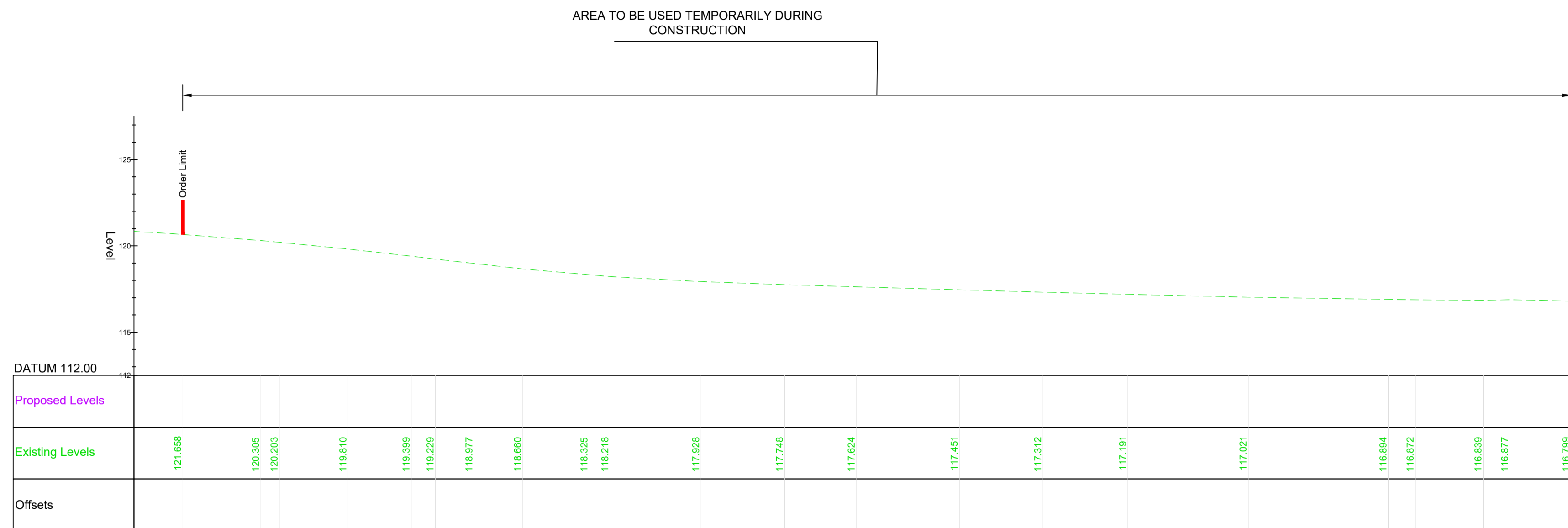
Project Name / Scheme Name: A66 Northern Trans-Pennine Project Scheme 03 Penrith to Temple Sowerby

Drawing Title: Engineering Section Drawings (Cross Sections) Regulation 5(2)(o) & 6(2) Sheet 2 of 3

Project Ref. No. --- Stage PCF3 Scale: 1:200 @ A1 Dimensions: M

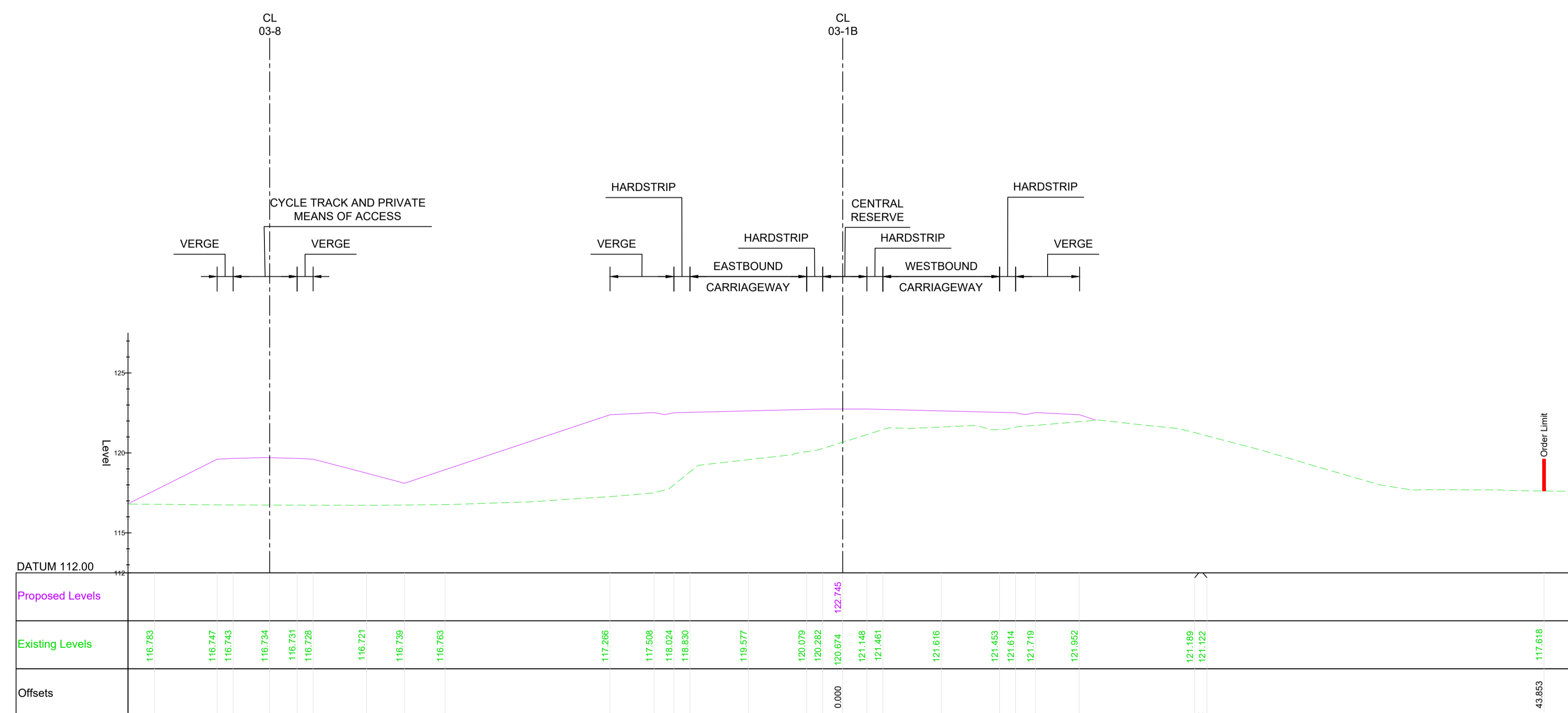
Drawing Number: HE565627 - AMY - HAC - S03 -DR-CH- 201102

Suitability: A Suitability Description: Approved for Stage Complete Revision: C01



TYPICAL SECTION - CH. 24200 WORK NOS. 03-1B AND 03-8

Scale 1:200

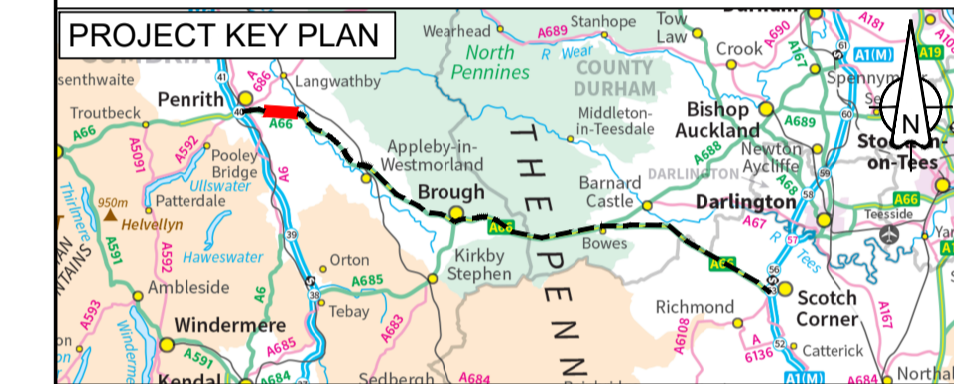


TYPICAL SECTION - CH. 24200 (CONT.) WORK NOS. 03-1B AND 03-8

Scale 1:200

- NOTES**
- ALL DIMENSIONS ARE IN METRES UNLESS NOTED OTHERWISE.
 - THESE ENGINEERING SECTION DRAWINGS SHOULD BE READ IN CONJUNCTION WITH THE KEY PLAN AND ALONGSIDE OTHER PLANS AND DOCUMENTS IN THE DEVELOPMENT CONSENT ORDER APPLICATION, IN PARTICULAR, THE WORKS PLANS AND SCHEDULE 1 (AUTHORISED DEVELOPMENT) TO THE DEVELOPMENT CONSENT ORDER.
 - FOR CHAINAGE PLEASE REFER TO THE ENGINEERING SECTION DRAWINGS (PLAN AND PROFILES).
 - WORK No. REFERENCES ARE DETAILED IN THE SCHEDULE 1 (AUTHORISED DEVELOPMENT) TO THE DEVELOPMENT CONSENT ORDER.
 - THE DESIGN SHOWN ON THESE ENGINEERING SECTION DRAWINGS IS ILLUSTRATIVE AND WILL BE SUBJECT TO THE DETAILED DESIGN DEVELOPMENT. ANY CHANGES WILL BE LIMITED TO BEING WITHIN THE ORDER LIMITS AND ANY OTHER CONSTRAINTS INCLUDED IN THE DEVELOPMENT CONSENT ORDER.

- KEY**
- PROPOSED LEVEL
 - EXISTING LEVEL
 - ORDER LIMITS



For DCO Submission					
C01	ESWA	FBLA	ASCR	DKID	SBAG
	06/05/22	06/05/22	09/05/22	09/05/22	10/05/22
Revision details					
Revision	Created	Checked	Reviewed	Approved	Authorised
	dd/mm/yy	dd/mm/yy	dd/mm/yy	dd/mm/yy	dd/mm/yy

Purpose: DCO APPLICATION

PINS Reference Number: TR010062/APP/5.18

Client: 3 Piccadilly Place, Manchester, M1 3BN

Project Name / Scheme Name: A66 Northern Trans-Pennine Project Scheme 03

Penrith to Temple Sowerby

Drawing Title: Engineering Section Drawings (Cross Sections) Regulation 5(2)(o) & 6(2) Sheet 3 of 3

Project Ref. No. ---	Stage PCF3	Scale: 1:200 @ A1
		Dimensions: M

Drawing Number	Project	Originator	Volume
HE565627	- AMY	- HAC	-
S03	-DR-CH-	201103	
Location	Type	Role	Number

Suitability	Suitability Description	Revision
A	Approved for Stage Complete	C01